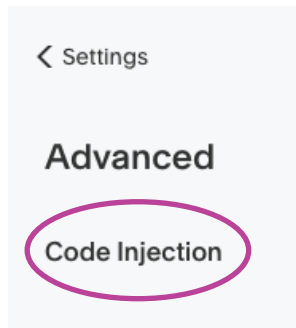


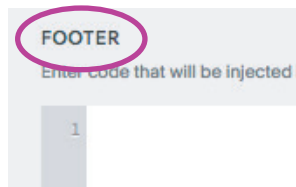


Part I: Install Toothority Sitewide

Step 1: Log into Squarespace and navigate to your site editor page.



Step 2: On the left, choose **Settings**, then **Advanced**, then **Code Injection**.



Step 3: Locate **Footer** section.

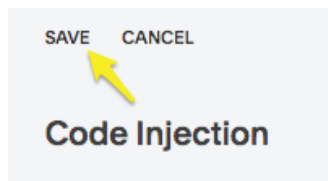


Step 4: Paste the following code into the **Footer** section:

```
<script src="https://assets.toothority.com/scripts/hls.min.js"></script>  
<script src="https://assets.toothority.com/scripts/muvi-fancy.js"></script>
```

The above code will autoplay videos silently when the page loads. This can increase patient interest. Clicking on the videos will restart from beginning with sound on so patients can hear the narration. Alternatively, you may use the code below to not autoplay videos:

```
<script src="https://assets.toothority.com/scripts/hls.min.js"></script>  
<script src="https://assets.toothority.com/scripts/muvi.js"></script>
```



Step 5: Click **Save** to save your changes, then continue to Part II.

In Part II we embed individual videos on pages.

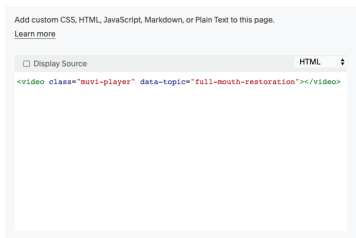
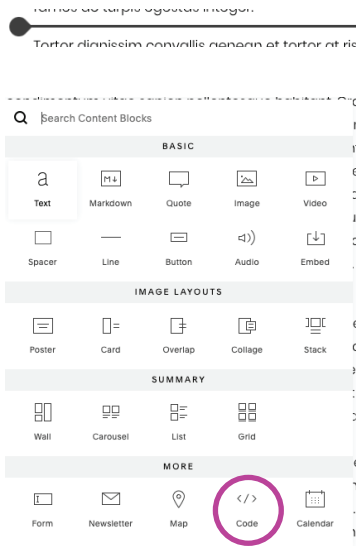


Part II: Embed Videos on Pages

Step 1: Navigate to a page you would like to add a Toothority video to.

Step 2: Hover where you want to add a video, and add an insertion point.

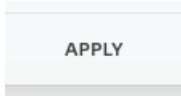
Step 3: Choose **Code** from the menu that appears.



Step 4: Paste the following code, replacing **data-topic** with desired video:

```
<video class="muvi-player" data-topic="full-mouth-restoration"></video>
```

- | | | |
|-----------------------|----------------------------|------------------------|
| apicoectomy | frenectomy | oral-hygiene |
| bone-graft | full-mouth-restoration | orthodontics |
| brushing | gingivectomy | partial-dentures |
| bruxism | growth-development | primary-tooth-eruption |
| caries | gum-disease | root-canal |
| crown-lengthening | gum-recession | scaling-root-planing |
| crowns | implant-bridge | sealants |
| dental-bridge | invisible-aligners | single-implant-minis |
| dental-flipper | lower-lingual-holding-arch | sinus-augmentation |
| dental-implants | mini-implants | space-maintainer |
| denture-stabilization | multi-implant-minis | teeth-whitening |
| dentures | nesbit-partial | tmd |
| fillings | nutrition | veneers |
| flossing | oral-habits | wisdom-teeth |



Step 5: Click **Apply** to save your changes.

Step 6: If desired, add custom CSS to style class **.muvi-player**

Please visit the live version of your page to verify video has been embedded correctly.